

Technical Parameter

Tilt Angle: 5-45°

Wind Load: 60m/s

Snow Load: 1.6KN/m²

Hook Material: SUS304

Design Standard:

AS/NZS 1170, DIN 1055, JIS C8955:2017,

International Building Code IBC 2009,

California Building Code CBC 2010;

Color: Silver or Customized Color


Warranty: 10-year warranty

Packing:


Rail: 6pcs/bundle, 96 bundles/pallet, 576pcs/pallet

4 panel Kits 20ft: 864kits tin, 648kits tile, 506kits tilt


4 panel Kits 40ft: 2004kits tin, 1728kits tile, 1056kits tilt










Tile Hook to Rail




End Clamp Fixing



Inter Clamp Fixing

Item No.	Description	4 Panel	8 Panel	10 Panel
① 	MR-BR-MA Black MA Rail	-	-	-
② 	MR-BSP-MA Black Splice for MA Rail	4	4	6
③ 	MR-EC-MA/B30/35 Black End Clamp 30/35 Kit	6	4	4
④ 	MR-IC-MA/B30-40 Black Inter Clamp 30-40 Kit	8	14	18
⑤ 	MR-RI-01/MA Standard Tile Hook	10	18	22
⑥ 	MR-IS-GL/MAB Black Grounding Lug	2	2	2
⑦ 	MR-IS-GC/MA Grounding Clip	10	14	18





Technical Parameter

Tilt Angle: 5-45°

Wind Load: 60m/s

Snow Load: 1.6KN/m²

Hook Material: SUS304

Design Standard:

AS/NZS 1170, DIN 1055, JIS C8955:2017,

International Building Code IBC 2009,

California Building Code CBC 2010;

Color: Silver or Customized Color

Warranty: 10-year warranty

Packing:


Rail: 6pcs/bundle, 96 bundles/pallet, 576pcs/pallet

4 panel Kits 20ft: 864kits tin, 648kits tile, 506kits tilt


4 panel Kits 40ft: 2004kits tin, 1728kits tile, 1056kits tilt

Specification of Components (mm)

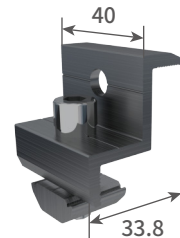
1 Black MA Rail



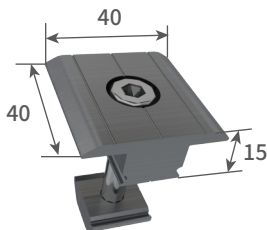
2 Black Splice for MA Rail



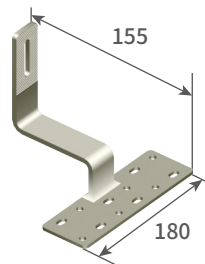
3 Black End Clamp 30/35 Kit



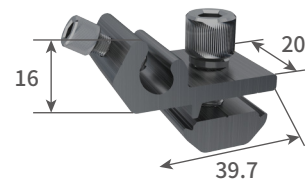
4 Black Inter Clamp 30-40 Kit



5 Tile Hook 1



6 Black Grounding Lug



7 Grounding Clip

